



Date:-13/04/2023

Report on
Value Added Course/Add-On Course
“Data Visualization in Microsoft Power BI”

The Department of BCA of Dr. Patangrao Kadam Mahavidyalaya, Ramanandnagar (Burli) organized 30 days' value added course on “Data Visualization in Microsoft Power BI” from 01/03/2023 to 11/04/2023. Huge responses were received from the BCA students. A total of 28 participants registered for this course.

This course is valuable for student because they will start by learning about a variety of common and more advanced data visualizations. The duration of each course was 30 days.

The workshop was inaugurated by I/C principal Dr.T.S.Bhosale. This Course is taken by resource person **Mr.Tejas Phase**, Program Manager (Future Tayari).He started the course with very creative introductory session where he explain about what is data visualization and where it is used.

This was followed by a demo session on how to implement data visualization in power BI tool. They were also taught practical on Loading data in Power BI,DAX commands, visualization charts, pivot table and chart .At the end he also guided student about career opportunities as BI analyst, BI developer in data science field

Feedback was collected from student on last day. The students as well as faculty members not only enjoyed but also learned a lot with the course.

Outcome-

- Knowledge about variety of common and more advanced data visualizations
- Understanding career opportunities as BI analyst, BI developer in data science field.

Beneficiaries- 28



Resource Person Mr. Tejas Phase talking about data visualization



Time: 02-03-2023 12:28
Note: Power BI value added course 2022-23



Time: 02-03-2023 12:29
Note: Power BI value added course 2022-23

Students while doing practical on power BI

Chairman

(Mrs. Mestri S. Y.)

Coordinator

(Miss Deshmukh A. S.)

Head of Department

(Mrs. Borade N. S.)

Principal

(Dr. Patangrao Kadam Mahavidyalaya,
Ramanandnagar(Burli))

Rayat Shikshan Sanstha's

Dr.Patangrao Kadam Mahavidyalaya, Ramanandnagar (Burli).

Department of Computer Application

Value Added Course 2022-23

Data Visualization in Microsoft Power BI

Notice

Date: 25/02/2022

The faculty members of department kindly informed that departmental meeting will be held on 27/02/2022 at 3.00 pm. At departmental staffroom, attends the same.



Chairman

IQAC Chairman

Agenda:-

1. Discussion about the Value Added Course starting from March 2023
2. To discuss about notice to student.
3. To take Discussion on intake capacity of course.
4. To prepare thirty Days' time table.
5. Distribution of Syllabus.

Member:-

▪ Prof. Deshmukh A.S.

▪ Prof. Jirge P.D.




Rayat Shikashan Sanstha's
Arts Science and Commerce College, Ramanandanagar(Burli)
Department of BCA
2022-23
Syllabus

Data Visualization in Microsoft Power BI

Module1- INTRODUCTION TO POWER BI

- ~ 1.1 Introduction to Power BI
- 1.2 Introduction to Business intelligence (BI)
- 1.3 Why Power BI
- 1.4 Power BI Components
- 1.5 Introduction of Power BI Desktop
- 1.6 Installation of Power BI Desktop
- 1.7 Process of creating reports in Power BI

Module2 - DATA EXTRACTION AND TRANSFORMATION

- 2.1 Data Sources in Power BI
- 2.2 Using files(excel ,csv, pdf etc.) as a data source
- 2.3 Working with SQL database and database source
- 2.4 Extracting data from folders and databases

Module3 - CLASSIFICATION AND CLUSTERING

- 3.1 Classification: Classification problems, Evaluation of classification models, Bayesian methods, Logistic regression
- 3.2 Clustering: Clustering methods, Partition methods, Hierarchical methods, Evaluation of clustering models.



Rayat Shikshan Sanstha's

Dr. Patangrao Kadam Mahavidyalay, Ramanandanagar (Burli)

Department of BCA

2022-23

Value Added Course on

Data Visualization in Microsoft Power BI

Programme Outcome

Student will learn following topics with this Power BI Course.

- Find your content in dashboards, reports, and apps.
- View and export data from dashboards and reports.
- View filters that are used in a report.
- Explain the relationship between dashboards and reports, visualizations, and tiles.
- Display action menus for tiles and details for report visualizations.
- Collapse and expand the nav pane and the filters and bookmarks panes.

Program outcome:

- Understand basic concepts and terminology of the Power BI service.
- Amount of data using Power BI
- Learn how to experiment, fix, prepare and present data quickly and easily.
- Connecting data source in Power BI - Excel, CSV, live data source such as SQL, webpage etc.

Course outcome:

- Importance of data visualization and different types of data that can be visually represented.
- Determination of the visualization which is most effective to display data for
- a given data set. Introduction to Power BI, Installation of Power BI,
- Introduction to power Pivot and Analysis using power Pivot
- Concept of Power Pivot,
- Introduction to Power Pivot environment
- Advantages of Power Pivot
- Power Query and Power View,
- Data Cleaning in Power BI using Power Query,



Handwritten signature


Head of Dept.
Department of BCA
Dr. Patangrao Kadam Mahavidyalaya,
Ramanandanagar (Burli)

Department of BCA

Value Added Course on Data Visualization in Microsoft Power BI

2022-23

Registration Form



Power BI

Value Added Course Registration Form Data Visualization in Microsoft Power BI

Organized by Department of BCA

ascbcbadepartment@gmail.com [Switch account](#)

Not shared

* Indicates required question

Untitled Title

Name of Student: *

Your answer

Class: *

Your answer

Roll No:

Your answer

Date of Birth:

Date

dd-mm-yyyy

Email *

Your answer

Address *

Your answer

Submit

Clear form

Rayat Shikshan Sanstha's
Dr.Patangrao Kadam Mahavidyalaya, Ramanandnagar (Burli).
Department of Computer Application
Value Added Course Registration Details 2022-23

Timestamp	Name of Student:	Class:	Roll No:	Date of Birth:	Email	Address
2-24-2023 13:28:12	Pawar vaishnavi jaywar	BCA=	2470	03-09-2003	pawarvaishu203@gmail.com	A/p Dudhondi
2-24-2023 13:49:43	Vinayak chinchkar	BCA 3	2501	30-10-2002	vinayakchinchkar2@gmail.com	Amnapur
2-24-2023 13:49:57	Rushikesh Tanaji Sutar	BCA 3	2509	01-03-2002	rushikeshsutar1134@gmail.com	A/P Palus
2-24-2023 13:50:13	Shruti Suresh Ranmale	BCA 3	2506	23-11-2002	shrutisranmale@gmail.com	A/p Dudhondi
2-24-2023 13:50:32	Omkar Nigonda patil	BCA 2 year	2352	08-09-2003	patilomkar1408@gmail.com	Nothing
2-24-2023 13:51:01	Maske Minal Mhalappa	BCA-III	2504	16-12-2002	minalmaske65@gmail.com	A/p Nagarale
2-24-2023 13:56:13	Sanika laxman nikam	BCA-II	2468	22-11-2003	nikamsanika22@gmail.com	A/P Duchondi tal- palus dist-sangli
2-24-2023 13:57:39	Jadhav Gayatri Ganpat	BCA-II	2458	20-05-2003	gayatrij205@gmail.com	A/P Navipunadi ,Tal-Palus,Dist-Sangli
2-24-2023 14:01:00	Divya D Jadhav	BCA-II	2457	17-10-2000	divyad171@gmail.com	Dudhondi
2-24-2023 14:01:35	Saloni Satish Amare	BCA -2	2451	02-05-2023	saloniamane068@gmail.com	AP kuncial dis sangli tal palus
2-24-2023 14:01:37	Shweta Dhondiram Jadhav	BCA-II	2464	10-01-2004	shwetajadhav1012004@gmail.com	A/p navipunad Tal-palus dist-sangli
2-24-2023 14:01:44	Jadhav sanika uttam	BCA-II	2362	07-03-2003	sanika1790@gmail.com	A/P punadi
2-24-2023 14:03:17	Vinay Ravindra Salunkhe	Bca 3	2507	01-11-2000	vinayosalunkhe@gmail.com	A/p Palus
2-24-2023 14:03:46	Samruddhi Hanmant Jadhav	BCA-II	2361	04-10-2003	samruddhi364@gmail.com	A/P Punadi
2-24-2023 14:05:18	Sawat varsha sambhaji	BCA -III	2508	10-10-2001	varshasawat19@gmail.com	Kirloskarwadi
2-24-2023 14:06:05	Anushka nivas nalawade	B.C.All	2466	24-12-2002	nalawadeanushka251@gmail.com	A/P Duchondi
2-24-2023 14:06:24	Jadhav Mayuri Deepak	Bca-2	2459	17-12-2003	jadhavmayuri710@gmail.com	A/P Nagarale Tal-palus ,Dist-sangli
2-24-2023 14:06:50	Sanika Suresh Chavan	BCA-II	2454	16-02-2003	gayatrij205@gmail.com	A/P Burli, Tal-Palus, Dist-Sangli
2-24-2023 14:08:36	Vinayak Raghunath Patil	BCA -III	2505	25-05-2003	varshasawat19@gmail.com	A/p Burli
2-24-2023 14:09:23	Sanika Vikas Mhalakar	BCA-II	2465	07-03-2003	gayatrij205@gmail.com	A/P Burli, Tal-Palus, Dist-Sangli
2-24-2023 14:09:41	Pradnya manik jadhav	Bca II	2460	15-02-2004	pradnyamjadhav15@gmail.com	A/p Dudhondi, tal-palus, dist-sangli.
2-24-2023 14:10:20	Jadhav Bharati Vikas.	BCA-2	2456	20-02-2003	jadhavmayuri710@gmail.com	A/P Nagarale Tal-Palus Dist-Sar gali
2-24-2023 14:10:53	Jadhav shivani prakas	BCA=	2463	04-09-2003	pawarvaishu203@gmail.com	A/p Nagrale
2-24-2023 14:12:34	Bhosale ashvini shrikar	BCA-II	2452	23-08-2003	bhosaleashvini843@gmail.com	A/p amnapur
2-24-2023 14:12:57	Supriya Raghunath Hari	BCA-II	2455	15-06-2002	gayatrij205@gmail.com	A/P Punadi, Tal-Palus, Dist-Sangli
2-24-2023 14:42:27	JADHAV SAMAJYOTI	BCA-III	2503	04-06-2002	samiadhav04@gmail.com	A/P RAMANANDNAGAR,PALUS
2-24-2023 14:43:47	PATIL VINAYAK RAGI	BCA-III	2505	25-05-2003	pvinayak46@gmail.com	A/P BURLI

Rayat Shikshan Sanstha's

Dr. Patangrao Kadam Mahavidyalaya Ramanandnagar(Burli)

Department of BCA

Value Added Course 2022-23

Data Visualization in Microsoft Power BI

2022-23

Students List

Sr. NO	Name of Student	Signature
1	Amane Saloni Satish	<u>SAmane</u>
2	Bhikappa Patil Omkar Nigonda	<u>BPatil</u>
3	Bhosale Ashvini Shrikant	<u>Ashel</u>
4	Chavan Sanika Suresh	<u>SChan</u>
5	Hande Supriya Raghunath	<u>SHande</u>
6	Jadhav Bharati Vikas	<u>Bhadhav</u>
7	Jadhav Divya Dilip	<u>Dadhav</u>
8	Jadhav Gayatri Ganpatrao	<u>Gadhav</u>
9	Jadhav Mayuri Deepak	<u>MJh</u>
10	Jadhav Pradnya Manik	<u>Prns</u>
11	Jadhav Samruddhi Hanmant	<u>Sadhav</u>
12	Jadhav Sanika Uttam	<u>Syale</u>
13	Jadhav Shivani Prakash	<u>Sadhav</u>
14	Jadhav Shweta Dhondiram	<u>Sadhav</u>
15	Mhalkar Sanika Vikas	<u>Suul</u>
16	Nalawade Anushka Nivas	<u>Anushka</u>
17	Nalawade Ruchita Ramesh	<u>Rnalawade</u>
18	Nikam Sanika Laxman	<u>Sankar</u>
19	Patil Sanika Tukaram	<u>SPatil</u>
20	Pawar Vaishnavi Jayawant	<u>VJP</u>



Rayat Shikshan Sanstha's

Dr.Patangrao Kadam Mahavidyalaya, Ramanandnagar (Burli).

Department of Computer Application

Value Added Course 2022-23

Data Visualization in Microsoft Power BI

Student List

BCA -III


Roll No.	Sex	Name of the Student
2501	M	CHINCHKAR VINAYAK VILAS
2502	F	JADHAV ISHA ARUN
2503	F	JADHAV SAMAJYOTI SANJAY
2504	F	MASKE MINAL MHALAPPA
2505	M	PATIL VINAYAK RAGHUNATH
2506	F	RANMALE SHRUTI SURESH
2507	M	SALUNKHE VINAY RAVINDRA
2508	F	SAWAT VARSHA SAMBHAJI
2509	M	SUTAR RUSHIKESH TANAJI




Head of Department
Department of Computer Application
Dr. Patangrao Kadam Mahavidyalaya,
Ramanandnagar (Burli)

	(Manisha)								
11.	Jadhav Samruddhi Hanmant (Savita)	<u>Samti</u>	<u>Samti</u>	<u>Samti</u>	<u>Samti</u>	<u>Samti</u>	<u>Samti</u>	<u>Samti</u>	<u>Samti</u>
12.	Jadhav Sanika Uttam (Anita)	<u>Syadhar</u>	<u>Syadhar</u>	<u>Syadhar</u>	<u>Syadhar</u>	<u>Syadhar</u>	<u>Syadhar</u>	<u>Syadhar</u>	<u>Syadhar</u>
13.	Jadhav Shivani Prakash (Shailaja)	<u>Pradhar</u>	<u>Pradhar</u>	<u>Pradhar</u>	<u>Pradhar</u>	<u>Pradhar</u>	<u>Pradhar</u>	<u>Pradhar</u>	<u>Pradhar</u>
14.	Jadhav Shweta Dhondiram (Sindhu)	<u>Fadhav</u>	<u>Fadhav</u>	<u>Fadhav</u>	<u>Fadhav</u>	<u>Fadhav</u>	<u>Fadhav</u>	<u>Fadhav</u>	<u>Fadhav</u>
15.	Mhalkar Sanika Vikas (Swati)	<u>Sme</u>	<u>Sme</u>	<u>Sme</u>	<u>Sme</u>	<u>Sme</u>	<u>Sme</u>	<u>Sme</u>	<u>Sme</u>
16.	Nalawade Anushka Nivas (Sarika)	<u>Anushka</u>	<u>Anushka</u>	<u>Anushka</u>	<u>Anushka</u>	<u>Anushka</u>	<u>Anushka</u>	<u>Anushka</u>	<u>Anushka</u>
17.	Nalawade Ruchita Ramesh (Rajshri)	<u>Bwalawade</u>	<u>Bwalawade</u>	<u>Bwalawade</u>	<u>Bwalawade</u>	<u>Bwalawade</u>	<u>Bwalawade</u>	<u>Bwalawade</u>	<u>Bwalawade</u>
18.	Nikam Sanika Laxman (Alka)	<u>Qnikam</u>	<u>Qnikam</u>	<u>Qnikam</u>	<u>Qnikam</u>	<u>Qnikam</u>	<u>Qnikam</u>	<u>Qnikam</u>	<u>Qnikam</u>
19.	Patil Sanika Tukaram (Yogita)	<u>QPatil</u>	<u>QPatil</u>	<u>QPatil</u>	<u>QPatil</u>	<u>QPatil</u>	<u>QPatil</u>	<u>QPatil</u>	<u>QPatil</u>
20.	Pawar Vaishnavi Jayawant (Lata)	<u>V Pawar</u>	<u>V Pawar</u>	<u>V Pawar</u>	<u>V Pawar</u>	<u>V Pawar</u>	<u>V Pawar</u>	<u>V Pawar</u>	<u>V Pawar</u>
21.	Chinchkar Vinayak Vilas	<u>V.V.C</u>	<u>V.V.C</u>	<u>V.V.C</u>	<u>V.V.C</u>	<u>V.V.C</u>	<u>V.V.C</u>	<u>V.V.C</u>	<u>V.V.C</u>
22.	Jadhav Isha Arun	<u>Ishe</u>	<u>Ishe</u>	<u>Ishe</u>	<u>Ishe</u>	<u>Ishe</u>	<u>Ishe</u>	<u>Ishe</u>	<u>Ishe</u>
23.	Jadhav Samajyoti Sanjay								
24.	Maske Minal Mhalappa	<u>leinal</u>	<u>leinal</u>	<u>leinal</u>	<u>leinal</u>	<u>leinal</u>	<u>leinal</u>	<u>leinal</u>	<u>leinal</u>
25.	Patil Vinayak Raghunath	<u>Pat</u>	<u>Pat</u>	<u>Pat</u>	<u>Pat</u>	<u>Pat</u>	<u>Pat</u>	<u>Pat</u>	<u>Pat</u>
26.	Ranmale Shruti Suresh	<u>Smale</u>	<u>Smale</u>	<u>Smale</u>	<u>Smale</u>	<u>Smale</u>	<u>Smale</u>	<u>Smale</u>	<u>Smale</u>
27.	Salunkhe Vinay Ravindra	<u>Falke</u>	<u>Falke</u>	<u>Falke</u>	<u>Falke</u>	<u>Falke</u>	<u>Falke</u>	<u>Falke</u>	<u>Falke</u>
28.	Sawat Varsha Sambhaji	<u>Sawat</u>	<u>Sawat</u>	<u>Sawat</u>	<u>Sawat</u>	<u>Sawat</u>	<u>Sawat</u>	<u>Sawat</u>	<u>Sawat</u>


Prof. Mestri S.Y.
 (Chairman)


Prof. Deshmukh A.S.
 (Coordinator)


Prof. Borade N.S.
 (Head of Department)

Value Added Course Data Visualization in Microsoft Power BI Test

All Questions are compulsory

Total Marks-40

* Required

1. What is the recommend method to share your reports? * 2 points

Mark only one oval.

- 1.Publish them to the Power BI service
- 2.Create a PDF of the report, and share the PDF with others
- 3.Copy the .PBIX file to a file folder, and give coworkers access to that folder
- 4.None

2. What symbol would you use for multiplication in Power BI in a DAX formula? * 2 points

Mark only one oval.

- 1.+
- 2.-
- 3./
- 4.*

3. Type of data modeling in Power BI that Uses Data Analysis Expressions and similar to Excel formulas _____ * 2 points

Mark only one oval.

- 1.Query
- 2.DAX
- 3.Model
- 4.None

4. DAX6. Berikut contoh LOGICAL Functions di DAX, kecuali _____ * 2 points

Mark only one oval.

- 1.OR
- 2.IF
- 3.SUMX
- 4.NOT

5. Creates the connection between Power BI cloud-based data and the data source located on-premises _____ * 2 points

Mark only one oval.

- 1.Report view
- 2.Query editor
- 3.Power BI service
- 4.Gate way

6. What is the common flow of activity in Power BI? * 2 points

Mark only one oval.

1. Create a report in the Power BI service, share it to Power BI mobile, interact with it in Power BI Desktop
2. Bring data into Power BI Desktop and create a report, share it to the Power BI service, view and interact with reports and dashboards in the service and Power BI mobile
3. Create a report in Power BI mobile, share it to the Power BI Desktop, view and interact in the Power BI service
4. Bring data into Power BI mobile, create a report, then share it to Power BI Desktop

Rayat Shikshan Sanstha's
Dr.Patangrao Kadam Mahavidyalaya, Ramanandnagar (Burli).
Department of Computer Application
Value Added Course 2023-23
Data Visualization in Microsoft Power BI

Result

Sr.No.	Name Of The Student	Marks
1.	Amane Saloni Satish	20 / 40
2.	Bhikappa Patil Omkar Nigonda (Dhanashri)	38 / 40
3.	Bhosale Ashvini Shrikant (Sunanda)	25 / 40
4.	Chavan Sanika Suresh (Padamini)	34 / 40
5.	Hande Supriya Raghunath (Vandana)	32 / 40
6.	Jadhav Bharati Vikas (Varsha)	38 / 40
7.	Jadhav Divya Dilip	36 / 40
8.	Jadhav Gayatri Ganpatrao (Dipali)	38 / 40
9.	Jadhav Mayuri Deepak (Radhika)	32 / 40
10.	Jadhav Pradnya Manik (Manisha)	32 / 40
11.	Jadhav Samruddhi Hanmant (Savita)	32 / 40
12.	Jadhav Sanika Uttam (Anita)	34 / 40
13.	Jadhav Shivani Prakash (Shailaja)	28 / 40
14.	Jadhav Shweta Dhondiram (Sindhu)	38 / 40
15.	Mhalkar Sanika Vikas (Swati)	40 / 40

16.	Nalawade Anushka Nivas (Sarika)	34 / 40
17.	Nalawade Ruchita Ramesh (Rajshri)	32 / 40
18.	Nikam Sanika Laxman (Alka)	38 / 40
19.	Patil Sanika Tukaram (Yogita)	25 / 40
20.	Pawar Vaishnavi Jayawant (Lata)	38 / 40
21.	Chinchkar Vinayak Vilas	40 / 40
22.	Jadhav Isha Arun	34 / 40
23.	Maske Minal Mhalappa	38 / 40
24.	Patil Vinayak Raghunath	36 / 40
25.	Ranmale Shruti Suresh	26 / 40
26.	Salunkhe Vinay Ravindra	32 / 40
27.	Sawat Varsha Sambhaji	32 / 40
28.	Sutar Rushikesh Tanaji	32 / 40


Head of Department
Department of BCA
Dr. Patangrao Kadam Mahavidhyalaya,
Ramanandnagar (Burla)



Dr. Patangrao Kadam Mahavidyalaya ,Ramanandnagar (Burli)

Tal-Palus Dist- Sangli ,Maharashtra 416308 India

(NAAC Accreditation 'A' Grade C.G.P.A.3.02)

Value Added Course on Data visualization in Microsoft Power BI


Organized by

DEPARTMENT OF BCA




Certificate

This is to certify that Mr/Ms.....Jadhav Gayatri Ganpatrao..... Of Dr.Patangrao Kadam Mahavidyalaya, Ramanandanagar (Burli) has actively participated in value added course on "Data Visualization in Microsoft Power BI" from 01/03/2023 to 11/04/2023.

Phase

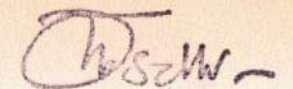
Mr. Tejas Phase

Program manager,Future Tayari



Mrs. N.S. Borade

Head of Department



Dr. T. S. Bhosale

I/C Principal